

## C\_SYLPH(3)

Name of the Company	SYLPH TECHNOLOGIES LTD		
Scrip Code		Quarter Ended	31/12/2012

Partly Paid-up Shares	No. of partly paid-up shares	As a % of total no. of partly paid-up shares	As a % of total no. of shares of the company
Held by promoter/ promoter group	NIL	NIL	NIL
Held by public	NIL	NIL	NIL
Total			

Outstanding convertible securities :-	No. of outstanding securities	As a % of total no. of outstanding convertible securities	As a % of total no. of shares of the company, assuming full conversion of the convertible securities
Held by promoter/ promoter group	NIL	NIL	NIL
Held by public	NIL	NIL	NIL
Total			

Warrants:-	No. of warrants	As a % of total no. of warrants	As a % of total no. of shares of the company assuming full conversion of the warrants
Held by promoter/ promoter group	NIL	NIL	NIL
Held by public	NIL	NIL	NIL
Total			

Total paid-up capital of the company, assuming full conversion of warrants and convertible securities	7945800
---	---------



C\_SYLPH(3)

(I)(a) Statement showing shareholding pattern under Clause 35 of the Listing Agreement

Name of the Company	SYLPH TECHNOLOGIES LTD		
Scrip Code		Quarter Ended	31/12/2012

Category code held in	Category Shareholder Total Shareholding as a percentage of dematerialized total number of shares	Shares pledged or otherwise encumbered	Number of Shareholders	Total number of shares	Number of shares form
	As a percentage of (A+B)	Number of shares	As a percentage		
(A)	Shareholding of Promter and Promoter Group				
1	Indian				
(a)	Individuals / Hindu Undivided Family			2	1269800
1269800	15.98	15.98	0	0.00	
(b)	Central Government/ State Government(s)		0	0.00	0
0	0.00	0.00	0	0.00	
(c)	Bodies Corporate		0	0.00	0
0	0.00	0.00	0	0.00	
(d)	Financial Institutions/Banks		0	0.00	0
0	0.00	0.00	0	0.00	
(e)	Any other (Specify)				
	(a) Directors		0	0.00	0
0	0.00	0.00	0	0.00	
	(b) Directors Relative		0	0.00	0
0	0.00	0.00	0	0.00	
	(c) Person Acting in Concert		0	0.00	0
0	0.00	0.00	0	0.00	
Sub Total (A)(1)			2	1269800	



				C_SYLPH(3)		
1269800	15.98	15.98	0	0.00		
2	Foreign					
(a)	Individuals(Non-Resident Foreign Individuals)	Individuals/	0	0.00	0	0
(b)	Bodies Corporate		0	0.00	0	0
(c)	Institutions		0	0.00	0	0
(d)	Qualified Foreign Investor		0	0.00	0	0
(e)	Any Other (Specify)		0	0.00	0	0
Sub Total (A)(2)				0	***.**	0
1269800	Total Shareholding of Promoter and Promoter Group (A)=(A)(1)+(A)(2)		2	1269800		

Name of the Company		SYLPH TECHNOLOGIES LTD				
Scrip Code		Quarter Ended		31/12/2012		
Category code held in	Category Total Shareholding as a percentage of (A+B)	Shareholder Total Shareholding as a percentage of (A+B+C)	Shares pledged or otherwise encumbered	Number of Shareholders	Total number of shares	Number of shares form
(B)	Public Shareholding	N.A.	N.A.			



1	Institutions						
(a)	Mutual Funds / UTI	0.00	0.00			0	0
(b)	Financial Institutions / Banks	0.00	0.00			0	0
(c)	Central Government / State Government(s)	0.00	0.00			0	0
(d)	Venture Capital Funds	0.00	0.00			0	0
(e)	Insurance Companies	0.00	0.00			0	0
(f)	Foreign Institutional Investors	0.00	0.00			0	0
(g)	Foreign Venture Capital Investors	0.00	0.00			0	0
(h)	Qualified Foreign Investor	0.00	0.00			0	0
(i)	Any Other (Specify)	0.00	0.00			0	0
0	Sub Total (B)(1)	0.00	0.00	N.A.	N.A.	0	0
2	Non-Institutions						
97345	(a) Bodies Corporate	1.36	1.36			38	107845
	(b) Individuals						
485155	(i) Individual shareholders holding nominal share capital up to Rs. 1 lakh	36.61	36.61			5369	2908855
3478500	(ii) Individual shareholders holding nominal share capital in excess of Rs. 1 lakh	45.91	45.91			21	3647900
0	(c) Qualified Foreign Investor	0.00	0.00			0	0
0	(d) Any Other (Specify)						
1200	(a) N.R.I. (Repat & Non-Repat.)	0.02	0.02			1	1200
0	(b) Foreign Corporate Bodies	0.00	0.00			0	0
0	(c) Trust	0.00	0.00			0	0
10200	(d) Hindu Undivided Family	0.13	0.13			11	10200



		C_SYLPH(3)						
0	(f) Employee	0.00	0.00			0	0	
0	(h) Clearing Members	0.00	0.00			0	0	
-----								
4072400	Sub Total (B)(2)	84.02	84.02	N.A.	N.A.	5440	6676000	
-----								
4072400	Total Public Shareholding (B)= (B)(1)+(B)(2)	84.02	84.02			5440	6676000	
-----								
5342200	TOTAL (A)+(B)	100.00	100.00	N.A.	N.A.	5442	7945800	
-----								
(C)	Shares held by Custodians and against which Depository Receipts have been issued							
-----								
0	1) Promoter and Promoter Group	0.00	0.00	N.A.	N.A.	0	0	
-----								
0	2) Public	0.00	0.00	N.A.	N.A.	0	0	
-----								
0	Sub-Total (C)	0.00	0.00	N.A.	N.A.	0	0	
-----								
5342200	GRAND TOTAL (A)+(B)+(C)	100.00	100.00			5442	7945800	
-----								

Name of the Company | SYLPH TECHNOLOGIES LTD

Scrip Code | Quarter Ended | 31/12/2012


(I)(b) Statement showing holding of securities (including shares, warrants, convertible securities) of persons belonging to the category "Promoter and Promoter Group"



Sr. No.	Name of the Shareholder	Encumbered shares (*)		Total Shares		Details of Shares held		
		convertible securities	Total Shares	Number of shares	As a % of grand total	Number of shares held	As a % of Grand Total	Number of Convertible securities
(V)	(VI)	(VII)	(VIII)	(IX)	(X)	(XI)	(XII)	(XIII)
1	RAJESH JAIN	0	0.00	11.26	0.00	0	895200	11.26
2	JAYSHRI JAIN	0	0.00	4.71	0.00	0	374600	4.71
	TOTAL	0	0.00	15.98	0.00	0	1269800	15.98

(\*) The term "encumbrance" has the same meaning as assigned to it in regulation 28(3) of the SAST Regulation, 2011


Name of the Company | SYLPH TECHNOLOGIES LTD



Scrip Code	Quarter Ended	31/12/2012
------------	---------------	------------

(I)(c)(i) Statement showing holding of securities (including shares, warrants, convertible securities) of persons belonging to the category "Public" and holding more than 1% of the total number of shares

Sr. No.	Name of the Shareholder	Total number of shares	Shares as a % of total number of shares (including underlying shares {i.e. Grand shares assuming full conversion of warrants and convertible securities as a % of the same class above} diluted share capital
1	DEVKI NANDAN AGRAWAL	1000000	12.58
0	0.00	0	0.00
2	GHANSHYAM SONI	1000000	12.58
0	0.00	0	0.00
3	RAJENDRA KUMAR VERMA	1000000	12.58
0	0.00	0	0.00
4	RANJNA VERMA	197800	2.48
0	0.00	0	0.00
5	INDERJIT KAUR	100100	1.25
0	0.00	0	0.00
3	TOTAL	3297900	41.50
0	0.00	0	0.00



| Name of the Company | SYLPH TECHNOLOGIES LTD  
 |-----|-----|-----|-----|  
 | Scrip Code | | Quarter Ended | 31/12/2012  
 \-----|-----|-----|-----|  
 /

(I)(c)(ii) Statement showing holding of securities (including shares, warrants, convertible securities) of persons (together with PAC) belonging to the category "Public" and holding more than 5% of the total number of shares of the company

Sr. No.	Name(s) of the Shareholder(s) and the Persons Acting in Concert (PAC) with them	Number of warrants	Details of convertible securities	Number of shares	Shares as a % of Total Shares
No.	(PAC) with them As a %	Number of	% w.r.t. total	Number of	Shares as a % of Total Shares
of	total	Convertible	number of	Total (A)+(B)+(C)	conversion of warrants
warrants	number of	securities	convertible	conversion of warrants	indicated in Stat-
held	warrants	held	securities of	securities) as a % of	ment at para (I)(a)
	of the		the same class	above}	diluted share
	same class			capital	
1	DEVKI NANDAN AGRAWAL	0	0	1000000	12.58
0	0.00	0	0.00	1000000	12.58
2	GHANSHYAM SONI	0	0	1000000	12.58
0	0.00	0	0.00	1000000	12.58
3	RAJENDRA KUMAR VERMA	0	0	1000000	12.58
0	0.00	0	0.00	1000000	12.58
TOTAL					37.75
					37.75

| Name of the Company | SYLPH TECHNOLOGIES LTD





C\_SYLPH(3)

Scrip Code	Quarter Ended	31/12/2012
------------	---------------	------------

Statement showing details of locked-in shares

Sr. No. Promoter / Promoter Group / Public	Name of the shareholder	Total number of shares	Shares as a % of total number of shares {i.e. Grand Total (A)+(B)+(C) indicated in Stat- ment at para (I)(a)}
1 Public	DEVKI NANDAN AGRAWAL	1000000	12.59
2 Public	RAJENDRA KUMAR VERMA	1000000	12.59
3 Public	GHANSHYAM SONI	1000000	12.59
4 Promoter/Promoter Group	RAJESH JAIN	235000	2.96
TOTAL		3235000	40.73

Name of the Company	SYLPH TECHNOLOGIES LTD.		
Scrip Code	Quarter Ended	31/12/2012	

(II)(a) Statement showing details of Depository Receipts (DRs)

Sr. No.	Type of outstanding DR (ADDRS, GDRs, SDRs, etc.)	Number of outstanding DRs	Total number of shares	Shares underlying out- standing DRs as a % of total number of shares {i.e., GRAND TOTAL (A)+ (B)+(C) indicated in statement at para (I)(a) above}
	NIL	NIL	NIL	NIL
TOTAL				

(II)(b) Statement showing holding of Depository Receipts (DRs), where underlying shares are in excess of 1% of the total number of shares



## C\_SYLPH(3)

Sr. No.	Name of the DR Holder	Type of outstanding DR (ADRs, GDRs, SDRs, etc.)	Number of shares underlying outstanding DRs	Shares underlying outstanding DRs as a % of total number of shares {i.e., GRAND TOTAL (A)+(B)+(C) indicated in statement at para (I)(a) above}
	NIL	NIL	NIL	NIL
	TOTAL			

SYLPH TECHNOLOGIES LTD  
SUMMARY OF FINAL SHAREHOLDING PATTERN


31/12/2012

CATE GORY	DESCRIPTION	NO. OF SHARES	% OF CAPITAL	NO. OF HOLDERS	% OF HOLDRES
00	INDIVIDUALS	6556755	82.52	5390	99.04
31	BODIES CORPORATE	107845	1.36	38	0.70
40	PROMOTER	1269800	15.98	2	0.04
94	N.R.I. (NON-REPAT)	1200	0.02	1	0.02
98	HINDU UNDIVIDED FAMILY	10200	0.13	11	0.20
TOTAL	----->	7945800	100.00	5442	100.00

SYLPH TECHNOLOGIES LTD  
LIST OF TOP 50 COMBINE CATEGORY

Page No : 00001  
31/12/2012

FOLIO NO.	NAME OF THE HOLDER	SHARES	% CAPITAL
1202620000001260	DEVKI NANDAN AGRAWAL	1000000	12.58
12026200000092511	GHANSHYAM SONI	1000000	12.58
1202620000106333	RAJENDRA KUMAR VERMA	1000000	12.58
1202620000053972	RAJESH JAIN	895200	11.26
1202620000002061	JAYSHRI JAIN	374600	4.71
1202620000116183	RANJNA VERMA	197800	2.48
IN300513-10071484	INDERJIT KAUR	100100	1.25
IN301330-20852936	INVESTSMART STOCK BROKERS PVT LTD	56384	0.70
1301760000036542	NEMI CHAND JAIN	45700	0.57
R05202	RANJNA VERMA	45500	0.57
1201180000005139	ANIL MANSUKHLAL KOTHARI	35900	0.45
1301760000036274	SHILA JAIN	29800	0.37
A03022	ARVIND M KARIYA	26200	0.32
1203440000110004	SHAH AKSHAY R	25000	0.31
Z01076	ANIL KOTHARI	19600	0.24
1204630000295364	JAY PRAKASH SHUKLA	16600	0.20
Z01091	KANAN S. SOLANKI	16000	0.20
1201130000271659	MAHESH K SACHADE	14600	0.18
M03091	MONA DUBEY	14100	0.17
M01026	M RAJEE	13300	0.16
N02004	NAGJI KESHAVJI RITA	13200	0.16
IN302679-30645153	ANIL GUPTA	13000	0.16
P02003	PREM MITTAL	10900	0.13
N02163	NARESH T SANGHANI	10600	0.13
D02068	DIPAKBHAI D PATEL	10000	0.12
S05635	SUDHA B VITHLANI	10000	0.12
1203320003122989	S V R CHOWDARY	10000	0.12
IN301313-21029379	SUNIL S GANDHI	9900	0.12
V02001	VIJAY BAGADI	9600	0.12




## C\_SYLPH(3)

IN300513-16943327	PANKAJ HIRALAL SHAH	9400	0.11
K03243	KISHOR THACKAR	9300	0.11
N02255	NIMISH SUDHIRCHANDRA SHROFF	8700	0.10
P02173	PRASHANT K SHAH	8600	0.10
IN300095-11278176	Kamlesh S Sharma	7900	0.09
P02234	PARSHU RAM GUPTA	7800	0.09
K03114	KISHORILAL AGARAWAL	7600	0.09
M03195	MAHESH R SHAH	7100	0.08
M03127	MINOO J BUHARIWALLA	7000	0.08
V02120	VINOD SRIVASTAVA	7000	0.08
R01002	R ARUNA	6900	0.08
A03184	AMIT RASIKLAL SHAH	6900	0.08
A03115	ARUNA GEHLOT	6700	0.08
IN300239-12516413	P C NAGENDRA RAO	6700	0.08
1203440000068717	ARCADIA SHARE AND STOCK BROKERS PVT	6601	0.08
S05245	SHASHIKALA DALMIA	6500	0.08
1201060001413484	JAGDISH G PATEL	6300	0.07
A03114	AMBARAM	6300	0.07
S05193	SAVITRI BAI	6200	0.07
V02172	VIJAYA TOSHNIWAL	6200	0.07
P02088	PUSHP LATA SONI	6100	0.07

----->  
00050 TOTAL SHARES -----> 5175385 65.13  
----->

□ SYLPH TECHNOLOGIES LTD Page No : 00001  
LIST OF TOP 50 INDIVIDUAL CATEGORY 31/12/2012  
----->

FOLIO NO.	NAME OF THE HOLDER	SHARES	% CAPITAL
1202620000001260	DEVKI NANDAN AGRAWAL	1000000	12.58
1202620000106333	RAJENDRA KUMAR VERMA	1000000	12.58
1202620000092511	GHANSHYAM SONI	1000000	12.58
12026200000116183	RANJNA VERMA	197800	2.48
IN300513-10071484	INDERJIT KAUR	100100	1.25
1301760000036542	NEMI CHAND JAIN	45700	0.57
R05202	RANJNA VERMA	45500	0.57
1201180000005139	ANIL MANSUKHLAL KOTHARI	35900	0.45
1301760000036274	SHILA JAIN	29800	0.37
A03022	ARVIND M KARIYA	26200	0.32
1203440000110004	SHAH AKSHAY R	25000	0.31
Z01076	ANIL KOTHARI	19600	0.24
1204630000295364	JAY PRAKASH SHUKLA	16600	0.20
Z01091	KANAN S.SOLANKI	16000	0.20
1201130000271659	MAHESH K SACHADE	14600	0.18
M03091	MONA DUBEY	14100	0.17
M01026	M RAJEE	13300	0.16
N02004	NAGJI KESHAVJI RITA	13200	0.16
IN302679-30645153	ANIL GUPTA	13000	0.16
P02003	PREM MITTAL	10900	0.13
N02163	NARESH T SANGHANI	10600	0.13
1203320003122989	S V R CHOWDARY	10000	0.12
D02068	DIPAKBHAI D PATEL	10000	0.12
S05635	SUDHA B VITHLANI	10000	0.12
IN301313-21029379	SUNIL S GANDHI	9900	0.12
V02001	VIJAY BAGADI	9600	0.12
IN300513-16943327	PANKAJ HIRALAL SHAH	9400	0.11
K03243	KISHOR THACKAR	9300	0.11
N02255	NIMISH SUDHIRCHANDRA SHROFF	8700	0.10
P02173	PRASHANT K SHAH	8600	0.10
IN300095-11278176	Kamlesh S Sharma	7900	0.09
P02234	PARSHU RAM GUPTA	7800	0.09
K03114	KISHORILAL AGARAWAL	7600	0.09



## C\_SYLPH(3)

M03195	MAHESH R SHAH	7100	0.08
V02120	VINOD SRIVASTAVA	7000	0.08
M03127	MINOO J BUHARIWALLA	7000	0.08
R01002	R ARUNA	6900	0.08
A03184	AMIT RASIKLAL SHAH	6900	0.08
A03115	ARUNA GEHLOT	6700	0.08
IN300239-12516413	P C NAGENDRA RAO	6700	0.08
S05245	SHASHIKALA DALMIA	6500	0.08
A03114	AMBARAM	6300	0.07
1201060001413484	JAGDISH G PATEL	6300	0.07
S05193	SAVITRI BAI	6200	0.07
V02172	VIJAYA TOSHNIWAL	6200	0.07
P02088	PUSHP LATA SONI	6100	0.07
S06012	STATE BANK OF INDIA	6000	0.07
M03222	MUKESH J DHAROD	6000	0.07
B02142	BALKRISHNA HARLALKA	6000	0.07
IN302679-37278071	JASWANT SINGH BISHT	6000	0.07
00050	TOTAL SHARES ----->	3866600	48.66

□

SYLPH TECHNOLOGIES LTD  
LIST OF BODIES CORPORATEPage No : 00001  
31/12/2012

FOLIO NO.	NAME OF THE HOLDER	SHARES	% CAPITAL
IN301330-20852936	INVESTSMART STOCK BROKERS PVT LTD	56384	0.70
1203440000068717	ARCADIA SHARE AND STOCK BROKERS PVT	6601	0.08
1204370000004838	SWASTIKA INVESTMART LIMITED	5900	0.07
1203440000006586	TULSI MARKETING PVT LTD	5000	0.06
1201060000036095	Rander Corporation Limited	4000	0.05
002005	ORIENT CARTONS LIMITED	3100	0.03
1204150000007808	JAINAM SHARE CONSULTANTS PVT. LTD	2500	0.03
Y01042	YOGLAXMI INV&TRD PVT LTD.	2500	0.03
1204230000025644	RR EQUITY BROKERS PRIVATE LIMITED	2200	0.02
1201410000009040	ACHATES INVESTMENT & CREDITS (P)	2000	0.02
IN302365-10000130	SHRI PARASRAM HOLDINGS PVT.LTD.	2000	0.02
IN301604-10117654	NIRMAL BANG SECURITIES PVT. LTD.	1700	0.02
P02133	PLAY-FAIR CAPITAL AND INV (P) LTD.	1500	0.01
S05641	SWAN FINANCE LIMITED	1500	0.01
IN300966-10060240	GLOBE CAPITAL MARKET LTD	1300	0.01
1201640000007983	MANSUKH STOCK BROKERS LIMITED	1300	0.01
S05424	SKC FINANCIAL SERVICES PVT. LTD.	1000	0.01
IN300513-14972550	SHAREKHAN LIMITED	800	0.01
IN301151-21882036	A3 CAPITAL SERVICES (INDIA) LIMITED	600	0.00
IN301477-10000096	BONANZA PORTFOLIO LTD	600	0.00
1202650100023645	SHREYA VYAPAAR PRIVATE LIMITED	600	0.00
1201910100055137	SMC GLOBAL SECURITIES LIMITED	600	0.00
IN303116-10000083	VENTURA SECURITIES LIMITED	600	0.00
C01203	CAPMAN FINANCIALS LIMITED	500	0.00
1203320000000066	ANGEL BROKING LIMITED.	400	0.00
IN301846-10283572	LSE SECURITIES LTD.	400	0.00
1204000000000023	ANUGRAH STOCK & BROKING PVT LTD	300	0.00
1204630000023115	BMA WEALTH CREATORS LTD.	300	0.00
1205690000003415	RAGA SECURITIES AND FINANCE PVT LTD	300	0.00
IN303663-10005865	NDA SECURITIES LTD.	260	0.00
A01074	AHILYA CONSTRUCTION P LTD	200	0.00
IN301143-10095924	MASTER CAPITAL SERVICES LTD	200	0.00
1301670000007211	VSE STOCK SERVICES LTD	200	0.00
IN301983-10000168	ARIHANT CAPITAL MKT. LTD	100	0.00
1203280000240139	DBFS SECURITIES LIMITED	100	0.00
IN300940-10160640	INDUS PORTFOLIO PVT. LTD	100	0.00
S01808	SHENOY FINANCE PRIVATE LTD	100	0.00



C\_SYLPH(3)

S05645 SURVIKA TRADERS PVT LTD 100 0.00

00038 TOTAL SHARES -----> 107845 1.35

□ SYLPH TECHNOLOGIES LTD Page No : 00001  
LIST OF PROMOTER 31/12/2012

FOLIO NO.	NAME OF THE HOLDER	SHARES	% CAPITAL
1202620000053972	RAJESH JAIN	895200	11.26
1202620000002061	JAYSHRI JAIN	374600	4.71
00002	TOTAL SHARES ----->	1269800	15.98

□ SYLPH TECHNOLOGIES LTD Page No : 00001  
LIST OF N.R.I. (NON-REPAT) 31/12/2012

FOLIO NO.	NAME OF THE HOLDER	SHARES	% CAPITAL
1204620000015204	UDAY KAPADIA	1200	0.01
00001	TOTAL SHARES ----->	1200	0.01

□ SYLPH TECHNOLOGIES LTD Page No : 00001  
LIST OF HINDU UNDIVIDED FAMILY 31/12/2012

FOLIO NO.	NAME OF THE HOLDER	SHARES	% CAPITAL
IN300386-10183650	PRAKASH CHAND B SURANA	3000	0.03
IN301983-10479542	AJAY JAIN	2000	0.02
1202900000016382	DINESH B. RATHOD HUF BASTIMAL RATHO	1000	0.01
IN300206-10688506	PRAMOD KR JAIN	1000	0.01
1202740000034810	R. T. KEWALRAMANI (HUF)	1000	0.01
1202540000098840	VIJAY KUMAR HUF	1000	0.01
1203950000044011	RAVI MANOHARLAL PUNJABI- HUF .	500	0.00
IN300999-10000012	MR. BHAGWATI PRASAD MANDHOLIA	200	0.00
1206120000266405	RAJ KUMAR SINGHAL	200	0.00
1201370000311580	SHRI OMPRAKASH SONI HUF	200	0.00
IN302365-10629492	VIKAS JAIN	100	0.00
00011	TOTAL SHARES ----->	10200	0.12

□ SYLPH TECHNOLOGIES LTD 31/12/2012

DISTRIBUTION OF HOLDINGS

SHARE HOLDING OF NOMINAL VALUE OF (1)	NUMBER (2)	% TO TOTAL (3)	IN RS. (4)	% TO TOTAL (5)
UPTO 5,000	4142	76.11	9892230	12.45
5,001 - 10,000	801	14.72	7381500	9.29
10,001 - 20,000	287	5.27	4848450	6.10
20,001 - 30,000	90	1.65	2354370	2.96
30,001 - 40,000	30	0.55	1069000	1.35



		C_SYLPH(3)		
40,001 - 50,000	25	0.46	1190600	1.50
50,001 - 1,00,000	43	0.79	2981010	3.75
1,00,001 AND ABOVE	24	0.44	49740840	62.60
-----				
T O T A L =>	5442	100.00	79458000	100.00
-----				

Format for Disclosures under Regulation 30(1) and 30(2) of SEBI (Substantial Acquisition of Shares and Takeover) Regulations, 2011

/

---

1. Name of the Target Company (TC) | SYLPH TECHNOLOGIES LTD

---

2. Name(s) of the stock exchange(s) where |  
the shares of the TC are listed |

---


3. Particulars of the Shareholder(s) :

a. Name of the person(s) together with |  
persons acting in Concert (PAC) |  
whose total holding (including that |  
in the form of shares, warrants, |  
convertible securities and any |  
other instrument that would entitle |  
the holder to receive shares in the |  
TC) is more than 25% of the voting |  
rights of the TC. |

or |

b. Name(s) of promoter(s), member of | Please refer below point 4 for  
details. | the promoter group and PAC with him |

---



C\_SYLPH(3)

4. Particulars of the Shareholding of total person(s) mentioned at (3) above share of	Number of shares	% w.r.t. total share / voting capital wherever applicable	% of diluted / voting capital TC (*)
As of December 31, 2012 holding of			
a) SHARES :			
001 RAJESH JAIN	895200	11.26	
002 JAYSHRI JAIN	374600	4.71	
b) Voting Rights (otherwise than by shares)	NA	NA	
c) Warrants	NA	NA	
d) Convertible Securities	NA	NA	
e) Any other instrument that would entitle the holder to receive share in the TC	NA	NA	
Total	1269800	15.98	

(\* ) Diluted share/voting capital means the total number of shares in TC assuming full conversion of the outstanding convertible securities/warrants into equity shares of the TC.

NOTE :

1. In case of promoter(s) making disclosure under regulation 30(2), no additional disclosure under regulation 30(1) is required.

For, SYLPH TECHNOLOGIES LTD .



Director / Authorized Signatory

Place :

Date : 31/12/2012

□  
□

